



# PTT

TM

## PLASTER TRIMS & TAPE



## RENDER TRIMS PRODUCT SELECTOR 2025 VERSION

**Australian Manufacturers  
of Quality UV Stabilized PVC Angles  
& Trims for the Render Trade**


**PTT products are made from Flame Resistant  
(FR) UVPVC**

that comply with the BCA specification C1.10

- ✓ UV Stabilized
- ✓ Impact Resistant
- ✓ Manufactured in Australia employing Australians
- ✓ Rigid PVC
- ✓ Rust Free

PTT UVPVC products comply with Australian Standards of testing to determine UV Stabilization for UVPVC, ASTM G154 + ASTM D792.

The PTT climate friendly factory in Queensland recycles PVC, water, uses Solar power and complies with GCCC environmental policies.





## PLASTER TRIMS & TAPE

**PTT** is a ISO 9001 accredited company is the market leader in the Australian manufacturing of quality Flame resistant (FR) UV Stabilized PVC Trims & Angles.

**PTT** have developed a unique range of Render & Plasterboard PVC Trims & Angles for the Render & Plasterboard trades.

**PTT** is an Australian owned company with over 40 years of experience in the building industry including over 24 years in PVC extrusion manufacturing, Sales, Marketing & Distribution. We manufacture the PVC trims in our Plastic Extrusion Factory in Queensland.

**PTT** have worked closely with the Render & Plasterboard industry to develop our range of Trims & Angles to suit the tough Australian conditions and are constantly striving to improve the range and welcome feedback from the trade.

**PTT** Render Trims & Angles are made from pure FR-UVPVC that comply to the methods for fire testing on building materials, components & structures Part 2 test for flammability of materials to the Australian Standards for Bush Fire Prone Areas AS 3959-2009 as measured by AS 1530.2-1993.


**PTT** Render Trims & Angles comply with Clause 7, Table 4 of BCA Specification C1.10 requires other materials and insulation to have spread of flame index <9 (**PTT result 0**) and a smoke developed index <8 (**PTT result 6**) if the spread of flame index is more than (**PTT result 0**) - Test report number 20-003988-18/08/2020

**PTT** market their range of PVC Trims & Angles via a network of distributors throughout Australia and overseas.

**PTT Angles & Trims** Should be fixed using a quality patch render as some other glues & adhesives could contain a Zylene solvent which if applied unevenly can soften PVC.

**Render Sheet Mesh & Joining Tapes** **PTT** Distribute Render Sheet mesh, Render Mesh Jointing rolls, Self adhesive mesh jointing tape for Fibre cement sheeting & PVC washers for EPS. These products are manufactured and warranted by Changshu Jiangnan Glass Fiber Co., Ltd.

### ***PTT Trim Applicator makes it easy to fix corner angles***



The lugs help squeeze the render through



Quick and easy to apply



Suction will hold the trim in place & the levels will keep it straight



The perfect bond - the patch render and render finish will blend together

### ***PTT Angles & Trims should be stored flat and below 25°C and free from dust & contamination***



Patch render locks the angle on the corner



Expansion Joint rendered on the wall



The perfect finish with the new PTT Render Sealant Expansion Joint Trim - 42-REXP-3.5



**PLASTER TRIMS & TAPE**

# RENDER PRODUCT LISTING

(Note: all angles & trims should be fixed using a quality patch render as some other adhesives may contain a Zylene solvent which can soften PVC - Render build is an indication only refer to your render supplier for the correct thickness for the substrate.)

## RENDER EXTERNAL ANGLES


	<table border="1"> <thead> <tr> <th>PTT CODE</th> <th>ALT. CODE</th> <th>DESCRIPTION</th> <th>LENGTH</th> <th>QTY</th> </tr> </thead> <tbody> <tr> <td>42-RE-01</td> <td>Anchor Cap</td> <td>Large Adjustable Render External Trim - render build - 4/12mm</td> <td>3M</td> <td>40</td> </tr> </tbody> </table> <p>Use for Sand &amp; Cement Render / Bag Render / Window Reveals &amp; Sills on Polystyrene / Hebel Type Sheeting The legs adjust by squeezing together for a higher render build or spreading apart for other than 90° angle.</p>	PTT CODE	ALT. CODE	DESCRIPTION	LENGTH	QTY	42-RE-01	Anchor Cap	Large Adjustable Render External Trim - render build - 4/12mm	3M	40		<table border="1"> <thead> <tr> <th>PTT CODE</th> <th>ALT. CODE</th> <th>DESCRIPTION</th> <th>LENGTH</th> <th>QTY</th> </tr> </thead> <tbody> <tr> <td>42-RSL30</td> <td>Mudbump</td> <td>90° Render External Trim - render build -1.5mm</td> <td>3M</td> <td>50</td> </tr> </tbody> </table> <p>Use for Skim coat on Fibre Cement Sheeting / Tilt slab.</p>	PTT CODE	ALT. CODE	DESCRIPTION	LENGTH	QTY	42-RSL30	Mudbump	90° Render External Trim - render build -1.5mm	3M	50										
PTT CODE	ALT. CODE	DESCRIPTION	LENGTH	QTY																													
42-RE-01	Anchor Cap	Large Adjustable Render External Trim - render build - 4/12mm	3M	40																													
PTT CODE	ALT. CODE	DESCRIPTION	LENGTH	QTY																													
42-RSL30	Mudbump	90° Render External Trim - render build -1.5mm	3M	50																													
	<table border="1"> <thead> <tr> <th>PTT CODE</th> <th>ALT. CODE</th> <th>DESCRIPTION</th> <th>LENGTH</th> <th>QTY</th> </tr> </thead> <tbody> <tr> <td>42-RE24-2.5</td> <td>Anchor Cap</td> <td>Render External Trim - render build - 2.5mm</td> <td>2.4M</td> <td>50</td> </tr> <tr> <td>42-RE-2.5</td> <td>Anchor Cap</td> <td>Render External Trim - render build - 2.5mm</td> <td>3M</td> <td>50</td> </tr> </tbody> </table> <p>Use on Fibre Cement Sheeting - Triangle cutouts allow render and angle to bond with substrate.</p>	PTT CODE	ALT. CODE	DESCRIPTION	LENGTH	QTY	42-RE24-2.5	Anchor Cap	Render External Trim - render build - 2.5mm	2.4M	50	42-RE-2.5	Anchor Cap	Render External Trim - render build - 2.5mm	3M	50		<table border="1"> <thead> <tr> <th>PTT CODE</th> <th>ALT. CODE</th> <th>DESCRIPTION</th> <th>LENGTH</th> <th>QTY</th> </tr> </thead> <tbody> <tr> <td>42-RE24-3.5</td> <td>Anchor Cap</td> <td>Render External Trim - render build - 3.5mm</td> <td>2.4M</td> <td>50</td> </tr> <tr> <td>42-RE-3.5</td> <td>Anchor Cap</td> <td>Render External Trim - render build - 3.5mm</td> <td>3M</td> <td>50</td> </tr> </tbody> </table> <p>Use on Brickwork / Blockwork / Polystyrene &amp; Hebel Type Sheeting.</p>	PTT CODE	ALT. CODE	DESCRIPTION	LENGTH	QTY	42-RE24-3.5	Anchor Cap	Render External Trim - render build - 3.5mm	2.4M	50	42-RE-3.5	Anchor Cap	Render External Trim - render build - 3.5mm	3M	50
PTT CODE	ALT. CODE	DESCRIPTION	LENGTH	QTY																													
42-RE24-2.5	Anchor Cap	Render External Trim - render build - 2.5mm	2.4M	50																													
42-RE-2.5	Anchor Cap	Render External Trim - render build - 2.5mm	3M	50																													
PTT CODE	ALT. CODE	DESCRIPTION	LENGTH	QTY																													
42-RE24-3.5	Anchor Cap	Render External Trim - render build - 3.5mm	2.4M	50																													
42-RE-3.5	Anchor Cap	Render External Trim - render build - 3.5mm	3M	50																													
	<table border="1"> <thead> <tr> <th>PTT CODE</th> <th>ALT. CODE</th> <th>DESCRIPTION</th> <th>LENGTH</th> <th>QTY</th> </tr> </thead> <tbody> <tr> <td>42-RE-4.5</td> <td>Anchor Cap</td> <td>Render External Trim - render build - 4.5mm</td> <td>3M</td> <td>50</td> </tr> </tbody> </table> <p>Use on Polystyrene Sheeting (the 4.5mm build allows the sheet mesh to fit under the anchor cap). Use on other substrates that require 4.5mm render build.</p>	PTT CODE	ALT. CODE	DESCRIPTION	LENGTH	QTY	42-RE-4.5	Anchor Cap	Render External Trim - render build - 4.5mm	3M	50		<table border="1"> <thead> <tr> <th>PTT CODE</th> <th>ALT. CODE</th> <th>DESCRIPTION</th> <th>LENGTH</th> <th>QTY</th> </tr> </thead> <tbody> <tr> <td>42-RE-6</td> <td>Anchor Cap</td> <td>Render External Trim - render build - 6mm</td> <td>3M</td> <td>50</td> </tr> </tbody> </table> <p>Use on Brickwork / Blockwork / Polystyrene &amp; Hebel Type Sheeting.</p>	PTT CODE	ALT. CODE	DESCRIPTION	LENGTH	QTY	42-RE-6	Anchor Cap	Render External Trim - render build - 6mm	3M	50										
PTT CODE	ALT. CODE	DESCRIPTION	LENGTH	QTY																													
42-RE-4.5	Anchor Cap	Render External Trim - render build - 4.5mm	3M	50																													
PTT CODE	ALT. CODE	DESCRIPTION	LENGTH	QTY																													
42-RE-6	Anchor Cap	Render External Trim - render build - 6mm	3M	50																													
	<table border="1"> <thead> <tr> <th>PTT CODE</th> <th>ALT. CODE</th> <th>DESCRIPTION</th> <th>LENGTH</th> <th>QTY</th> </tr> </thead> <tbody> <tr> <td>42-REWL-3.5</td> <td>Arrowhead</td> <td>Render extra wide leg angle Render build 3-4mm</td> <td>3M</td> <td>50</td> </tr> </tbody> </table> <p>52mm wide leg angle to help cover irregular brickwork Unique slim arrowhead edge to give a neat straight finish</p>	PTT CODE	ALT. CODE	DESCRIPTION	LENGTH	QTY	42-REWL-3.5	Arrowhead	Render extra wide leg angle Render build 3-4mm	3M	50		<table border="1"> <thead> <tr> <th>PTT CODE</th> <th>ALT. CODE</th> <th>DESCRIPTION</th> <th>LENGTH</th> <th>QTY</th> </tr> </thead> <tbody> <tr> <td>42-RSB-8</td> <td></td> <td>Sand &amp; Cement Render Stop Bead - render build - 8/10mm</td> <td>3M</td> <td>50</td> </tr> </tbody> </table> <p>Use for Sand &amp; Cement Render for an 8-10mm render build - to finish the bottom or top of walls or where the render abuts a different substrate e.g. Face Brickwork / Timber.</p>	PTT CODE	ALT. CODE	DESCRIPTION	LENGTH	QTY	42-RSB-8		Sand & Cement Render Stop Bead - render build - 8/10mm	3M	50										
PTT CODE	ALT. CODE	DESCRIPTION	LENGTH	QTY																													
42-REWL-3.5	Arrowhead	Render extra wide leg angle Render build 3-4mm	3M	50																													
PTT CODE	ALT. CODE	DESCRIPTION	LENGTH	QTY																													
42-RSB-8		Sand & Cement Render Stop Bead - render build - 8/10mm	3M	50																													
	<table border="1"> <thead> <tr> <th>PTT CODE</th> <th>ALT. CODE</th> <th>DESCRIPTION</th> <th>LENGTH</th> <th>QTY</th> </tr> </thead> <tbody> <tr> <td>42-RE08-3</td> <td>Anchor Cap</td> <td>Sand &amp; Cement Render External Trim - render build - 8/10mm</td> <td>3M</td> <td>50</td> </tr> </tbody> </table> <p>Use for Sand &amp; Cement Render for an 8-10mm render build.</p>	PTT CODE	ALT. CODE	DESCRIPTION	LENGTH	QTY	42-RE08-3	Anchor Cap	Sand & Cement Render External Trim - render build - 8/10mm	3M	50		<table border="1"> <thead> <tr> <th>PTT CODE</th> <th>ALT. CODE</th> <th>DESCRIPTION</th> <th>LENGTH</th> <th>QTY</th> </tr> </thead> <tbody> <tr> <td>42-RMESH-3.5</td> <td>Anchor Cap</td> <td>Render Mesh Trim - render build - 3.5mm</td> <td>3M</td> <td>50</td> </tr> </tbody> </table> <p>Use on Polystyrene / Hebel Type Sheeting to strengthen the corner.</p>	PTT CODE	ALT. CODE	DESCRIPTION	LENGTH	QTY	42-RMESH-3.5	Anchor Cap	Render Mesh Trim - render build - 3.5mm	3M	50										
PTT CODE	ALT. CODE	DESCRIPTION	LENGTH	QTY																													
42-RE08-3	Anchor Cap	Sand & Cement Render External Trim - render build - 8/10mm	3M	50																													
PTT CODE	ALT. CODE	DESCRIPTION	LENGTH	QTY																													
42-RMESH-3.5	Anchor Cap	Render Mesh Trim - render build - 3.5mm	3M	50																													
	<table border="1"> <thead> <tr> <th>PTT CODE</th> <th>ALT. CODE</th> <th>DESCRIPTION</th> <th>LENGTH</th> <th>QTY</th> </tr> </thead> <tbody> <tr> <td>42-RMESH</td> <td>Mudbump</td> <td>Render Mesh Trim - render build - 2.5mm</td> <td>3M</td> <td>50</td> </tr> </tbody> </table> <p>Use on Fibre Cement Sheeting to strengthen the corner.</p>	PTT CODE	ALT. CODE	DESCRIPTION	LENGTH	QTY	42-RMESH	Mudbump	Render Mesh Trim - render build - 2.5mm	3M	50		<table border="1"> <thead> <tr> <th>PTT CODE</th> <th>ALT. CODE</th> <th>DESCRIPTION</th> <th>LENGTH</th> <th>QTY</th> </tr> </thead> <tbody> <tr> <td>42-RE135-2.5</td> <td>Mudbump</td> <td>135° Render External Trim - render build - 2.5mm</td> <td>3M</td> <td>50</td> </tr> </tbody> </table> <p>Use on Fibre Cement / Brickwork / Blockwork / Polystyrene &amp; Hebel Type Sheeting.</p>	PTT CODE	ALT. CODE	DESCRIPTION	LENGTH	QTY	42-RE135-2.5	Mudbump	135° Render External Trim - render build - 2.5mm	3M	50										
PTT CODE	ALT. CODE	DESCRIPTION	LENGTH	QTY																													
42-RMESH	Mudbump	Render Mesh Trim - render build - 2.5mm	3M	50																													
PTT CODE	ALT. CODE	DESCRIPTION	LENGTH	QTY																													
42-RE135-2.5	Mudbump	135° Render External Trim - render build - 2.5mm	3M	50																													
	<table border="1"> <thead> <tr> <th>PTT CODE</th> <th>ALT. CODE</th> <th>DESCRIPTION</th> <th>LENGTH</th> <th>QTY</th> </tr> </thead> <tbody> <tr> <td>42-RE9024-2.5</td> <td>Mudbump</td> <td>90° Render External Trim - render build - 2.5mm</td> <td>2.4M</td> <td>50</td> </tr> <tr> <td>42-RE9030-2.5</td> <td>Mudbump</td> <td>90° Render External Trim - render build - 2.5mm</td> <td>3M</td> <td>50</td> </tr> <tr> <td>42-RE9030-3.5</td> <td>Mudbump</td> <td>90° Render External Trim - render build - 3.5mm</td> <td>3M</td> <td>50</td> </tr> </tbody> </table> <p>Use on Fibre Cement Sheeting - Triangle cutouts allow render and angle to bond with substrate.</p>	PTT CODE	ALT. CODE	DESCRIPTION	LENGTH	QTY	42-RE9024-2.5	Mudbump	90° Render External Trim - render build - 2.5mm	2.4M	50	42-RE9030-2.5	Mudbump	90° Render External Trim - render build - 2.5mm	3M	50	42-RE9030-3.5	Mudbump	90° Render External Trim - render build - 3.5mm	3M	50		<table border="1"> <thead> <tr> <th>PTT CODE</th> <th>ALT. CODE</th> <th>DESCRIPTION</th> <th>LENGTH</th> <th>QTY</th> </tr> </thead> <tbody> <tr> <td>42-RSB-3.5</td> <td></td> <td>Render Stop Bead - 3.5mm build</td> <td>3M</td> <td>50</td> </tr> </tbody> </table> <p>Use where render has to finish against a different substrate, e.g. Brickwork, Blockwork, Timber, etc. Use against window/door frames to create a neat finish. Use above and below a termite barrier to give a neat finish and leave the termite barrier exposed. Use for a neat finish at the bottom or top of a wall.</p>	PTT CODE	ALT. CODE	DESCRIPTION	LENGTH	QTY	42-RSB-3.5		Render Stop Bead - 3.5mm build	3M	50
PTT CODE	ALT. CODE	DESCRIPTION	LENGTH	QTY																													
42-RE9024-2.5	Mudbump	90° Render External Trim - render build - 2.5mm	2.4M	50																													
42-RE9030-2.5	Mudbump	90° Render External Trim - render build - 2.5mm	3M	50																													
42-RE9030-3.5	Mudbump	90° Render External Trim - render build - 3.5mm	3M	50																													
PTT CODE	ALT. CODE	DESCRIPTION	LENGTH	QTY																													
42-RSB-3.5		Render Stop Bead - 3.5mm build	3M	50																													
	<table border="1"> <thead> <tr> <th>PTT CODE</th> <th>ALT. CODE</th> <th>DESCRIPTION</th> <th>LENGTH</th> <th>QTY</th> </tr> </thead> <tbody> <tr> <td>42-RDLT-3.5</td> <td>Anchor Cap</td> <td>Render Drip Line Trim - 3.5mm build</td> <td>3M</td> <td>50</td> </tr> </tbody> </table> <p>Use on window heads and soffits to aid in stopping water from tracking back onto the window frame. Render like any other corner angle then tear off the tearaway strip to leave a clean channel to stop water from tracking back.</p>	PTT CODE	ALT. CODE	DESCRIPTION	LENGTH	QTY	42-RDLT-3.5	Anchor Cap	Render Drip Line Trim - 3.5mm build	3M	50		<table border="1"> <thead> <tr> <th>PTT CODE</th> <th>ALT. CODE</th> <th>DESCRIPTION</th> <th>LENGTH</th> <th>QTY</th> </tr> </thead> <tbody> <tr> <td>42-RSB-6</td> <td></td> <td>Render Stop Bead - 6mm build</td> <td>3M</td> <td>50</td> </tr> </tbody> </table> <p>Use where render has to finish against a different substrate, e.g. Brickwork, Blockwork, Timber, etc. Use against window/door frames to create a neat finish. Use above and below a termite barrier to give a neat finish and leave the termite barrier exposed. Use for a neat finish at the bottom or top of a wall.</p>	PTT CODE	ALT. CODE	DESCRIPTION	LENGTH	QTY	42-RSB-6		Render Stop Bead - 6mm build	3M	50										
PTT CODE	ALT. CODE	DESCRIPTION	LENGTH	QTY																													
42-RDLT-3.5	Anchor Cap	Render Drip Line Trim - 3.5mm build	3M	50																													
PTT CODE	ALT. CODE	DESCRIPTION	LENGTH	QTY																													
42-RSB-6		Render Stop Bead - 6mm build	3M	50																													
	<table border="1"> <thead> <tr> <th>PTT CODE</th> <th>ALT. CODE</th> <th>DESCRIPTION</th> <th>LENGTH</th> <th>QTY</th> </tr> </thead> <tbody> <tr> <td>42-RE40-4</td> <td>Arrowhead</td> <td>Render Arrowhead External Angle 40mm leg Render build 4mm</td> <td>3M</td> <td>50</td> </tr> </tbody> </table> <p>40mm wide leg with a 4mm render build to help cover irregular brickwork Unique slim arrowhead edge to give a neat straight finish.</p>	PTT CODE	ALT. CODE	DESCRIPTION	LENGTH	QTY	42-RE40-4	Arrowhead	Render Arrowhead External Angle 40mm leg Render build 4mm	3M	50		<table border="1"> <thead> <tr> <th>PTT CODE</th> <th>ALT. CODE</th> <th>DESCRIPTION</th> <th>LENGTH</th> <th>QTY</th> </tr> </thead> <tbody> <tr> <td>42-RE40-6</td> <td>Arrowhead</td> <td>Render Arrowhead External Angle 40mm leg Render build 6mm</td> <td>3M</td> <td>50</td> </tr> </tbody> </table> <p>40mm wide leg with a 6mm render build to help cover irregular brickwork. Unique slim arrowhead edge to give a neat straight finish.</p>	PTT CODE	ALT. CODE	DESCRIPTION	LENGTH	QTY	42-RE40-6	Arrowhead	Render Arrowhead External Angle 40mm leg Render build 6mm	3M	50										
PTT CODE	ALT. CODE	DESCRIPTION	LENGTH	QTY																													
42-RE40-4	Arrowhead	Render Arrowhead External Angle 40mm leg Render build 4mm	3M	50																													
PTT CODE	ALT. CODE	DESCRIPTION	LENGTH	QTY																													
42-RE40-6	Arrowhead	Render Arrowhead External Angle 40mm leg Render build 6mm	3M	50																													



## PLASTER TRIMS & TAPE


www.ptrim.com.au

### RENDER EXTERNAL ANGLES CONTINUED...




PTT CODE	ALT. CODE	DESCRIPTION	LENGTH	QTY
42-REA90-2.5	Mudbump	90° Render Archway Trim - render build - 2.5mm	3M	50

Use on Fibre Cement / Brickwork / Blockwork / Polystyrene & Hebel Type Sheeting for Curves & Arches - Fix with slightly thicker Patch Render to get a higher render build.




PTT CODE	ALT. CODE	DESCRIPTION	LENGTH	QTY
42-RTL B-2.5		10mm Render Tearaway Stop Bead / L-Bead - render build 2.5mm	3M	50

Use on Fibre Cement Sheeting.  
Ideal to cover the edges of Fibre Cement Sheeting, a Stop Bead for sheet ends and edges.



PTT CODE	ALT. CODE	DESCRIPTION	LENGTH	QTY
42-RRT13-4	Anchor Cap	Render Recess Trim (Express Joint) - 13mm wide x 10mm deep - 4mm render build	3M	40

Use on Fibre Cement / Polystyrene & Hebel Type Sheeting.  
Use to create a recess / matrix type look.




PTT CODE	ALT. CODE	DESCRIPTION	LENGTH	QTY
42-RASA-3.5		Render Adjustable Sill Angle - 3.5mm Render Build	3M	50

Made with on a 115° angle to suit window sills and is adjustable to suit any angle, pull the legs apart to adjust for a more obtuse angle or squeeze together for a more acute angle.


### RENDER EXPANSION JOINT TRIMS

(Note: Expansion Joint trims should be fixed using a quality patch render as some other adhesives may contain a Zylene solvent which can soften PVC.)




PTT CODE	ALT. CODE	DESCRIPTION	LENGTH	QTY
42-REXP	Anchor Cap	Render Expansion Joint - render build - 2.5 - 3.5 - 6mm	3M	40

Use as an Expansion Joint for Fibre Cement / Brickwork / Blockwork / Polystyrene & Hebel Type Sheeting.  
Unique reversable trim to suit different render builds with UV Stabilized centre that doesn't require a backing rod or sealant.




PTT CODE	ALT. CODE	DESCRIPTION	LENGTH	QTY
42-REXP-6	Anchor Cap	Render Expansion Joint - render build - 6mm	3M	50

Use as an Expansion Joint for / Brickwork / Blockwork / Polystyrene & Hebel Type Sheeting where a 6mm render build is required.  
No rear legs to get caught on brickwork and a UV Stabilized centre that doesn't require a backing rod or sealant.




PTT CODE	ALT. CODE	DESCRIPTION	LENGTH	QTY
42-REXP-3.5	Anchor Cap	Render Expansion Joint - render build - 3.5mm	3M	50

Use as an Expansion Joint for / Brickwork / Blockwork / Polystyrene & Hebel Type Sheeting.  
No rear legs to get caught on brickwork and a UV Stabilized centre that doesn't require a backing rod or sealant.



PTT CODE	ALT. CODE	DESCRIPTION	LENGTH	QTY
42-REXP-2.5	Anchor Cap	Render Expansion Joint - render build - 2.5mm	3M	50


Use as an Expansion Joint for Fibre Cement Sheeting.  
No rear legs to get caught on sheeting and a UV Stabilized centre that doesn't require a backing rod or sealant.



PTT CODE	ALT. CODE	DESCRIPTION	LENGTH	QTY
42-RSEXP-3.5		Render Sealant Expansion Joint - 3.5mm	3M	40

Use where an expansion joint is required, apply using a quality patch render and bed the trim in and render over it, when it's set then tear out the Orange strip, cut the rear of the trim if complete separation is required put in place a foam backing rod and then apply the appropriate sealant, it can also be pre snapped at the rear of the trim for complete separation.

### RENDER STARTER TRIMS - 2.5mm build




PTT CODE	ALT. CODE	DESCRIPTION	LENGTH	QTY
42-RST07-2.5		7.5mm Starter Trim - render build - 2.5mm	3M	50

Use as a Starter Strip to protect the top and bottom of Fibre Cement sheeting and provide an edge to render too.


# RENDER STARTER TRIMS - 3.5mm build

NOTE: RST40mm, RST60mm, RST75mm & RST100mm in 3.5mm build now also come with NO weep holes.




PTT CODE	ALT. CODE	DESCRIPTION	LENGTH	QTY
42-RST07-3.5		7.5mm Starter Trim - render build - 3.5mm	3M	50

Use as an Starter Strip to protect the top and bottom of Fibre Cement sheeting and provide an edge to render too.




PTT CODE	ALT. CODE	DESCRIPTION	LENGTH	QTY
42-RST40-3.5		40mm Starter Trim - render build - 3.5mm	3M	35
42-RST40 NWH-3.5		40mm Starter Trim - render build - 3.5mm (No weep holes)	3M	35

Use as a Starter Strip for 40mm Polystyrene / EPS type Sheeting - weep hole configuration will suit cavity systems.




PTT CODE	ALT. CODE	DESCRIPTION	LENGTH	QTY
42-RST50-3.5		50mm Starter Trim - render build - 3.5mm	3M	25
42-RST50NWH-3.5		50mm Starter Trim - render build - 3.5mm (No weep holes)	3M	25

Use as a Starter Strip for 50mm Polystyrene / EPS type Sheeting




PTT CODE	ALT. CODE	DESCRIPTION	LENGTH	QTY
42-RST60-3.5		60mm Starter Trim - render build - 3.5mm	3M	25
42-RST60 NWH-3.5		60mm Starter Trim - render build - 3.5mm (No weep Holes)	3M	25

Use as a Starter Strip for 60mm Polystyrene / EPS type Sheeting - weep hole configuration will suit cavity systems.



PTT CODE	ALT. CODE	DESCRIPTION	LENGTH	QTY
42-RST75-3.5		75mm Starter Trim - render build - 3.5mm	3M	20
42-RST75 NWH-3.5		75mm Starter Trim - render build - 3.5mm (No weep holes)	3M	20

Use as a Starter Strip for 75mm Polystyrene / EPS type Sheeting - weep hole configuration will suit cavity systems.




PTT CODE	ALT. CODE	DESCRIPTION	LENGTH	QTY
42-RST100-3.5		100mm Starter Trim - render build - 3.5mm	3M	20
42-RST100 NWH-3.5		100mm Starter Trim - render build - 3.5mm (No weep holes)	3M	20

Use as a Starter Strip for 100mm Polystyrene / EPS type Sheeting - weep hole configuration will suit cavity systems.


# RENDER STARTER TRIMS - 6mm build

NOTE: RST40mm & RST60mm in 6mm build now also come with NO weep holes.




PTT CODE	ALT. CODE	DESCRIPTION	LENGTH	QTY
42-RST40-6		40mm Starter Trim - render build - 6mm	3M	35
42-RST40 NWH-6		40mm Starter Trim - render build - 6mm (No weep holes)	3M	35

Use as a Starter Strip for 40mm Polystyrene / EPS type Sheeting - weep hole configuration will suit cavity systems.




PTT CODE	ALT. CODE	DESCRIPTION	LENGTH	QTY
42-RST50-6		50mm Starter Trim - render build - 6mm	3M	25

Use as a Starter Strip for 50mm Polystyrene / EPS type Sheeting - weep hole configuration will suit cavity systems.




PTT CODE	ALT. CODE	DESCRIPTION	LENGTH	QTY
42-RST60-6		60mm Starter Trim - render build - 6mm	3M	20
42-RST60 NWH-6		60mm Starter Trim - render build - 6mm (No weep holes)	3M	20

Use as a Starter Strip for 60mm Polystyrene / EPS type Sheeting - weep hole configuration will suit cavity systems.




PTT CODE	ALT. CODE	DESCRIPTION	LENGTH	QTY
42-RST75-6		75mm Starter Trim - render build - 6mm	3M	20

Use as a Starter Strip for 75mm Polystyrene / EPS type Sheeting - weep hole configuration will suit cavity systems.



PTT CODE	ALT. CODE	DESCRIPTION	LENGTH	QTY
42-RST100-6		100mm Starter Trim - render build - 6mm	3M	20

Use as a Starter Strip for 100mm Polystyrene / EPS type Sheeting - weep hole configuration will suit cavity systems.



PTT CODE	ALT. CODE	DESCRIPTION	LENGTH	QTY
42-RST16-3.5		16mm Starter Trim 3.5mm Build	3M	50

Use for 16mm Magnesium type board sheeting

## RENDER WINDOW REVEAL TRIMS - 3.5mm build

PTT CODE	ALT. CODE	DESCRIPTION	LENGTH	QTY
42-RRV40-3.5		40mm Reveal Trim - render build - 3.5mm	3M	50
<p>Use as a Window Reveal Trim for 40mm Polystyrene / EPS type Sheeting.  <i>Make sure the trim and substrate are fully coated with a patch render - not recommended for widths over 75mm or western walls with dark colours.</i></p>				

PTT CODE	ALT. CODE	DESCRIPTION	LENGTH	QTY
42-RRV50-3.5		50mm Reveal Trim - 3.5mm	3M	50
<p>Use as a Window Reveal Trim for 50mm Polystyrene / EPS type Sheeting.  <i>Make sure the trim and substrate are fully coated with a patch render - not recommended for widths over 75mm or western walls with dark colours.</i></p>				

PTT CODE	ALT. CODE	DESCRIPTION	LENGTH	QTY
42-RRV60-3.5		60mm Reveal Trim - render build - 3.5mm	3M	50
<p>Use as a Window Reveal Trim for 60mm Polystyrene / EPS type Sheeting.  <i>Make sure the trim and substrate are fully coated with a patch render - not recommended for widths over 75mm or western walls with dark colours.</i></p>				

PTT CODE	ALT. CODE	DESCRIPTION	LENGTH	QTY
42-RRV75-3.5		75mm Reveal Trim - render build - 3.5mm	3M	50
<p>Use as a Window Reveal Trim for 75mm Polystyrene / EPS type Sheeting.  <i>Make sure the trim and substrate are fully coated with a patch render - not recommended for widths over 75mm or western walls with dark colours.</i></p>				

## RENDER WINDOW REVEAL TRIMS - 6mm build

PTT CODE	ALT. CODE	DESCRIPTION	LENGTH	QTY
42-RRV40-6		40mm Reveal Trim - render build - 6mm	3M	50
<p>Use as a Window Reveal Trim for 40mm Polystyrene / EPS type Sheeting  <i>Make sure the trim and substrate are fully coated with a patch render - not recommended for widths over 75mm or western walls with dark colours.</i></p>				

PTT CODE	ALT. CODE	DESCRIPTION	LENGTH	QTY
42-RRV60-6		60mm Reveal Trim - render build - 6mm	3M	50
<p>Use as a Window Reveal Trim for 60mm Polystyrene / EPS type Sheeting  <i>Make sure the trim and substrate are fully coated with a patch render - not recommended for widths over 75mm or western walls with dark colours.</i></p>				

PTT CODE	ALT. CODE	DESCRIPTION	LENGTH	QTY
42-RRV75-6		75mm Reveal Trim - render build - 6mm	3M	50
<p>Use as a Window Reveal Trim for 75mm Polystyrene / EPS type Sheeting.  <i>Make sure the trim and substrate are fully coated with a patch render - not recommended for widths over 75mm or western walls with dark colours.</i></p>				

PTT CODE	ALT. CODE	DESCRIPTION	LENGTH	QTY
42-RJ75-3.5		75mm J Trim - render build - 3.5mm build (No triangle cutouts)	3M	50
<p>Use with a Reveal Trim to form a 2 part Starter Trim for Polystyrene / EPS type Sheeting.  <i>Make sure the trim and substrate are fully coated with a patch render - not recommended for widths over 75mm or western walls with dark colours.</i></p>				

## RENDER WINDOW SILL TRIMS - 3.5mm build

NOTE: a good alternative is the 42-RASA-3.5 Adjustable Sill Angle

PTT CODE	ALT. CODE	DESCRIPTION	LENGTH	QTY
42-RWS40-3.5		40mm Window Sill Trim - render build - 3.5mm	3M	50
<p>Use as a Window Sill Trim for 40mm Polystyrene / EPS type Sheeting.  <i>Make sure the trim and substrate are fully coated with a patch render - not recommended for widths over 75mm or western walls with dark colours.</i></p>				

PTT CODE	ALT. CODE	DESCRIPTION	LENGTH	QTY
42-RWS60-3.5		60mm Window Sill Trim - render build - 3.5mm	3M	50
<p>Use as a Window Sill Trim for 60mm Polystyrene / EPS type Sheeting.  <i>Make sure the trim and substrate are fully coated with a patch render - not recommended for widths over 75mm or western walls with dark colours.</i></p>				

PTT CODE	ALT. CODE	DESCRIPTION	LENGTH	QTY
42-RWS75-3.5		75mm Window Sill Trim - render build - 3.5mm	3M	50
<p>Use as a Window Sill Trim for 75mm Polystyrene / EPS type Sheeting.  <i>Make sure the trim and substrate are fully coated with a patch render - not recommended for widths over 75mm or western walls with dark colours.</i></p>				

## RENDER WINDOW SILL TRIMS - 6mm build

PTT CODE	ALT. CODE	DESCRIPTION	LENGTH	QTY
42-RWS40-6		40mm Window Sill Trim - render build - 6mm	3M	50
<p>Use as a Window Sill Trim for 40mm Polystyrene / EPS type Sheeting.  <i>Make sure the trim and substrate are fully coated with a patch render - not recommended for widths over 75mm or western walls with dark colours.</i></p>				


PTT CODE	ALT. CODE	DESCRIPTION	LENGTH	QTY
42-RWS60-6		60mm Window Sill Trim - render build - 6mm	3M	50
<p>Use as a Window Sill Trim for 60mm Polystyrene / EPS type Sheeting.  <i>Make sure the trim and substrate are fully coated with a patch render - not recommended for widths over 75mm or western walls with dark colours.</i></p>				

PTT CODE	ALT. CODE	DESCRIPTION	LENGTH	QTY
42-RWS75-6		75mm Window Sill Trim - render build - 6mm	3M	50
<p>Use as a Window Sill Trim for 75mm Polystyrene / EPS type Sheeting.  <i>Make sure the trim and substrate are fully coated with a patch render - not recommended for widths over 75mm or western walls with dark colours.</i></p>				

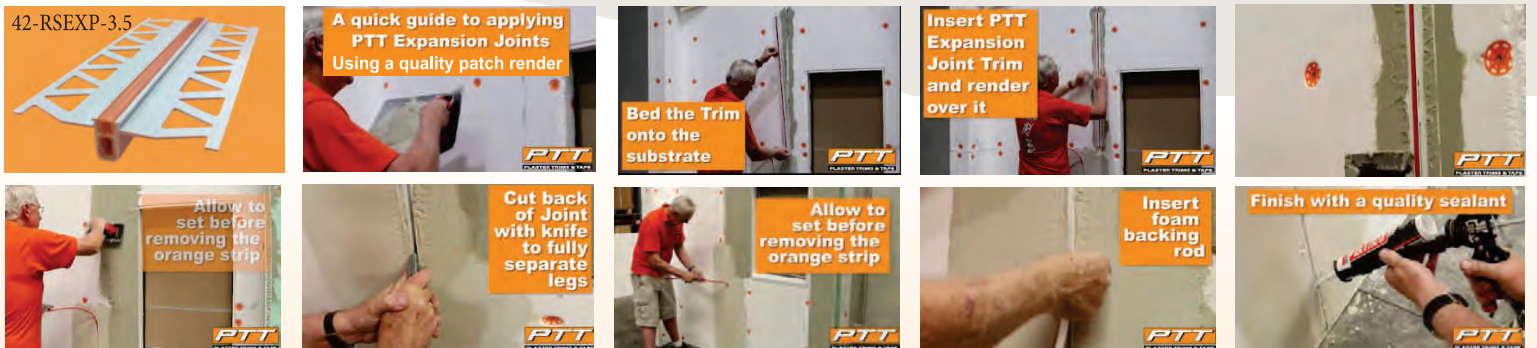
# RENDER MESH ROLLS & FIBRE - CEMENT SHEETING TAPE

PTT CODE	DESCRIPTION	LENGTH	QTY	PTT CODE	DESCRIPTION	LENGTH	QTY	PTT CODE	DESCRIPTION	LENGTH	QTY
42-RSM5	1.2m Render Sheet Mesh roll- WHITE - NON ADH 1.2m x 50m - 5mm x 5mm holes 165GSM	50M	30/Pkt	42-RM80	80mm Render Mesh roll -GREEN -NON ADH 80mm x 50m - 5mm x 5mm holes 160GSM	50M	1	42-RM200	200mm Render Mesh roll - GREEN NON ADH 200mm x 50m - 5mm x 5mm holes 160GSM	50M	1
42-RSM5-1M	1m Render Sheet Mesh roll-GREEN - NON ADH 1m x 50m - 5mm x 5mm holes 165GSM	50M	30/Pkt	42-RM80B	80mm Render Mesh roll - BLUE-SELF ADH 80MM X 50M - 5mm x 5mm holes 160GSM	50M	1	42-RM200B	200mm Render Mesh roll - BLUE SELF ADH 200mm x 50m - 5mm x 5mm holes 160GSM	50M	1
42-RSM9	1m Render Mesh roll - ORANGE - NON ADH 1m x 50m - 9mm x 9mm holes 160GSM	50M	30/Pkt	42-RM120	120mm Render Mesh roll - GREEN -NON ADH 120mm x 50m - 5mm x 5mm holes 160GSM	50M	1	42-RMT	Fibre Cement sheeting Joint Mesh Tape - BLUE SELF ADH 50mm x 50m - 3mm x 3mm holes	50M	24
42-RSM5-1180	1180mm Render Sheet Mesh roll-WHITE NON ADH 1180mm x 150m - 5mm x 5mm holes 165GSM	50M	1	42-RM120B	120mm Render Mesh roll - BLUE SELF ADH 120mm x 50m - 5mm x 5mm holes 160GSM	50M	1	42-RMT-NON	Fibre Cement sheeting Joint Mesh Tape - BLUE NON Adhesive 50mm x 50m - 3mm x 3mm holes	50M	24
								42-REW	EIFS Washers - suit EPS Polystyrene Sheeting - Orange	N/A	500

## PTT TRIM APPLICATORS - use to render angles to external corners

	TA.08	External Trim Applicator (Inc. level) - 800mm long	.8M	1	TA.14	External Trim Applicator (Inc. level) - 1400mm long	1.4M	1
	TA.20	External Trim Applicator (Inc. level) - 2000mm long	2M	1	TA.23	External Trim Applicator (Inc. level) - 2300mm long	2.3M	1

### A quick guide to fixing the new PTT Sealant Expansion Joint Trim




A quick guide to fixing the new PTT Render Drip Line Angle - 42-RDLT-3.5 Use on window heads or soffits to aid in stopping water from tracking back onto the window frame

Fix the 42-RDLT-3.5 to a window head or soffit same as an external angles with a quality patch render, when it's set remove the tearaway strip to reveal a clean channel



42-RCBSA Render Cornerbead & Building Wrap Spray Adhesive

Use on brickwork, blockwork, fibre cement & polystyrene sheeting to tack the beads & trims on before adhering them with a quality patch render to fully coat between the beads & trims and substrate

- High Strength
  - Fast grip
  - non misting
  - low odour
  - adjustable spray nozzle
  - polystyrene safe
  - Use to tack on Building Wrap - Single spray for Steel & Timber frames
- Only use when the beads & trims are to be rendered over in a day or so.



A quick guide to fixing the new PTT Render Adjustable Sill Angle - 42-RASA-3.5. Use on window sills or off set angles, it is manufactured with a 115° angle

Fix the 42-RASA-3.5 using a quality patch render. Adjust the angle by squeezing the legs together for a more acute angle of spread them apart for an obtuse angle



## DON'T RISK YOUR BUSINESS

By using cheap Angles & Trims that don't comply to the appropriate standards for testing PVC Trims & Angles!

- PTT Render Trims & Angles are regularly independently tested to comply to the relevant standards as listed below as part of good industry practice.
- Do you know that if they are not UV Stabilized they will continue to break down even under render & paint (even under artificial lighting, they don't need to be exposed to the sun) until they crumble and the corner falls off!
- Don't risk your money and reputation by using an inferior product on the exterior of a building!

Be careful some imported PVC trims are not UV stabilized and perform badly after just 200 hours of this fundamental UV test, they will discolour, become brittle and begin to break down.



Bad discolouration at just 200 hours of the UV test ASTM G154



PTT RENDER Trims & Angles perform superbly after exposure to 500 hours of UV testing, according to ASTM G154

All PTT Render Trims & Angles are made in Australia using Australian compounds that are fully UV stabilized which means they won't break down over time. PTT Render Trims & Angles are tested against and/or comply with the following Standards - ASTM G154, ASTM D2240, ASTM D638M, ASTM D792, ASTM D1525, ASTM D696, AS 3959-2009 /AS1530.2-1993



www.ptrim.com.au



The ultimate trigger handle that turns most spray cans into feeling like a spray gun

- Easy fit to PTT Render & Plasterboard spray cans
- Ergonomic handle that will give you a professional result
- Full size handle for a comfortable grip
- Universal fit make spraying most cans easier

# NEW PTT PRODUCTS



## 42-RDLT-3.5 – Render Drip Line Trim – 3m x 3.5mm build

- 50 per Carton / 42 ctns per pallet
- Use on window heads and soffits to aid in stopping water from tracking back onto the window frame
- Set the trim like a normal external angle, then pull out the tear off strip to keep the cavity clean



## 42-REXP-3.5 – Render Sealant Expansion Joint – 3m x 3.5mm build

- 40 per Carton / 30 ctns per pallet
- Use where an expansion joint is required, render over the trim, then tear out the orange strip to apply the sealant, it can also be snapped at the rear of the trim for complete separation.
- You can also run a knife blade through the rear of the trim where the crease is to achieve a complete separation.
- A foam backing rod should be put in place before applying the sealant.




## 42-RSB-3.5 – Render Stop Bead – 3m x 3.5mm build

- 50 per Carton / 42 ctns per pallet
- Use where render has to finish against a different substrate, e. g. Brickwork, Blockwork, Timber, etc.
- Use against window / door frames to create a neat finish to the window / door reveal.
- Use above or below a Termite barrier to give a neat finish and leave Termite barrier exposed.
- Use for a neat finish at the bottom of a wall.



## 42-RSB-6 – Render Stop Bead – 3m x 6mm build

- 50 per Carton / 42 ctns per pallet
- Use where render has to finish against a different substrate, e.g. Brickwork, Blockwork, Timber, etc.
- Use against window / door frames to create a neat finish to the window / door reveal.
- Use above or below a Termite barrier to give a neat finish and leave Termite barrier exposed.
- Use for a neat finish at the bottom of a wall.



## 42-RASA-3.5 – Render Adjustable Sill Angle – 3.5mm render build

- Made on a 115° angle to suit window sills and is adjustable to suit any angle.
- Pull the legs apart to adjust to a more obtuse angle.
- Squeeze the legs together to adjust to a more acute angle




## 42-EZYTRIG - Spray Can Trigger

- The Ultimate Trigger Handle that turns any spray can into a spray gun
- Easy fit to the PTT Render and Plasterboard Spray adhesive cans
  - Ergonomic handle that will give you a professional result
  - Full size handle for a comfortable grip
  - Universal fit to make spraying easier



## 42-RCBSA Render Cornerbead & Building Wrap Spray Adhesive

- Use on brickwork, blockwork, fibre cement & polystyrene sheeting to tack the beads & trims on before adhering them with a quality patch render to fully coat between the beads & trims and substrate
- High Strength
  - Fast grip
  - non misting
  - low odour
  - adjustable spray nozzle
  - polystyrene safe
  - Use to tack on Building Wrap - Single spray for Steel & Timber frames
- Only use when the beads & trims are to be rendered over in a day or so.



## 42-REWL-3.5 - Render extra wide leg angle

- Unique slim Arrowhead gives a neat straight finish.  
52mm wide leg for stability and to help cover irregular substrate.



- ## 42-RE40-4 - Arrowhead
- Render Arrowhead External Angle  
40mm leg - 3M - 50  
40mm wide leg with a 4mm render build to help cover irregular brickwork  
Unique slim arrowhead edge to give a neat straight finish.



- ## 42-RE40-6 - Arrowhead
- Render Arrowhead External Angle  
40mm leg - 3M - 50  
40mm wide leg with a 6mm render build to help cover irregular brickwork  
Unique slim arrowhead edge to give a neat straight finish

- Anchor cap technology on external trims to lock in the render Knurled (ridged) both sides for extra bonding
- Triangle holes to allow maximum render compound through.

### RENDER TRIMS - FIXING INSTRUCTIONS

All trims and surfaces must be free from dust and contaminants.

### RENDER EXTERNAL TRIM FIXING

Render Trims should be fixed in accordance with the system or render manufacturer's directions which is usually adhering the trims with the applicable render compound or cement based construction adhesive (Patch Render) making sure the cement based adhesive fully covers the substrate & the trim to obtain complete adhesive between the two surfaces.

### REVEAL & SILL TRIM FIXING

Fix in accordance to the system or compound manufacturer's recommendations making sure the cement based adhesive (Patch Render) fully covers the substrate & the trim to obtain complete adhesion between the two surfaces. Where Reveals & Sills are exposed to full sun, where dark external colours are to be used or the Reveal or Sill is over 75mm wide we recommend to fully render the reveal or sill using a PTT Render external angle such as 42-RE-01 - adjustable angle or 42-RE-2.5, 42-RE-3.5, 42-RE-4.5, 42-RE-6 whichever suits the required render build.

### SEALING BETWEEN TRIMS & WINDOWS / SGD

Render Reveal & Sill Trims should be wiped clean using a dry cloth and flashed with an acetone cleaner (e.g Bostik N40 Primer or Sika-Cleaner 205) and sealed between the trim and the framing with Bostik Seal N Flex FC & Flex, Sikaflex PRO or Soudal Multibond SMX35 - Seal & Stretch (Contact Soudal 1300 50 70 11 for the correct primer or surface activator to suit your substrate).

### STORING OF TRIMS

Plaster Trims should be stored flat and below 25°C and free from dust and contamination.



For PTT Warranty please visit [www.pttrim.com.au](http://www.pttrim.com.au)

Trademark <sup>TM</sup> and Copyright © 2024 Extrusion Technologies International ABN 81 074 427 848 - All Rights Reserved

